

[Interactive Reporting](#)



[Interactive Reporting](#)

Admissions and Arrivals

Arrivals Data is Available for FY and CY 2002 through PresentData prior to 2002 was migrated into WRAPS from a legacy system therefore we have more confidence in post-2002 data.

Arrival Reports

[Back to Main Report List](#)

Select the FIRST date of the reporting period (10/1/01 and after):  Select the LAST date of the reporting period: 

Select the Nationality (or All Nationalities): Sort Order:

1 of 2 

Department of State
Bureau of Population, Refugees, and Migration
Office of Admissions - Refugee Processing Center
Refugee Arrivals
From January 20, 2001 through January 19, 2009

Cases:	121,499	Individuals:	325,849
---------------	---------	---------------------	---------

All Nationalities

[Interactive Reporting](#)



[Interactive Reporting](#)



Admissions and Arrivals

Arrivals Data is Available for FY and CY 2002 through PresentData prior to 2002 was migrated into WRAPS from a legacy system therefore we have more confidence in post-2002 data.

Arrival Reports

[Back to Main Report List](#)

Select the FIRST date of the reporting period (10/1/01 and after):  Select the LAST date of the reporting period: 

Select the Nationality (or All Nationalities):  Sort Order: 

1 of 2 

Department of State
Bureau of Population, Refugees, and Migration
Office of Admissions - Refugee Processing Center
Refugee Arrivals
From January 20, 2009 through January 19, 2017

Cases:	241,705	Individuals:	573,551
---------------	---------	---------------------	---------

All Nationalities

Interactive Reporting

Interactive Reporting

Admissions and Arrivals

Arrivals Data is Available for FY and CY 2002 through PresentData prior to 2002 was migrated into WRAPS from a legacy system therefore we have more confidence in post-2002 data.

Arrival Reports

[Back to Main Report List](#)

Select the FIRST date of the reporting period (10/1/01 and after):  Select the LAST date of the reporting period:  [View Report](#)

Select the Nationality (or All Nationalities): Sort Order:

1 of 2

Department of State
Bureau of Population, Refugees, and Migration
Office of Admissions - Refugee Processing Center
Refugee Arrivals
From January 20, 2017 through March 20, 2019

Cases:	23,550	Individuals:	57,323
---------------	--------	---------------------	--------

All Nationalities
